

TT 967

.L44

Copy 1

# ESSAY

—ON—

Barbers' Razors, Razor Hones,

Razor Stropps,

—AND—



# RAZOR HONING,

*(With Illustrations.)*

—BY—

NAPOLEON LEBLANC,

KANSAS CITY, MO.

PRICE, 35 CENTS.







*Napoléon Le Blanc*

# ESSAY

—ON—

BARBERS' RAZORS,

RAZOR HONES, RAZOR STROPS

—AND—

# RAZOR HONING.

*(Illustrated.)*

---

NAPOLEON LEBLANC,

Author and Publisher,

KANSAS CITY, Mo.

JULY 1895.



513484

---

A. H. POTTS & CO., STEAM PRINTERS,  
PARKESBURG, PA.

77959  
684

---

Copyrighted November 17th, 1893.

By Napoleon LeBlanc.

---

8-340216

11-18-D. June 13'08.

## PREFACE.

The aim of this work is to teach the various points appertaining to the *honing* of razors and how to overcome all the difficulties and trouble experienced by thousands of Barbers of limited and unlimited experience. As the secret of attaining the highest excellence in shaving depends on the right kind of razors, the hones best suited to each artist in order to produce the very finest, keenest and smoothest edge, I find it necessary to precede the instructions on honing with instructions on razors and hones; then conclude with information on strops, making this subject complete and as plain as possible.

The author believes that his thirty years experience, study and observation among the most skillful American and European Barbers has fitted him for the task of writing this essay, and he confidently hopes that it will be found beneficial to the profession and very helpful to beginners. With this purpose in view he submits same to the fraternity as a fore-runner of a work entitled "Treatise on Tonsorial Art" or "Barbers' Instructor," which the author intends to publish next year.

NAPOLEON LeBLANC.



## Introduction.

The importance of this modest little pamphlet is far greater than our craft would imagine, and those who will read and study it will become well convinced of this fact, and it is believed that none will appreciate its benefits more than the Barber Supply Dealers and their traveling salesmen. A very large per cent. of Barbers are not connoisseurs of razors, hones and strops, nor have they succeeded in fully mastering the art of honing razors; yet American Barbers are conceded to be the best shavers in the world. Can we attribute the whole credit to the Barbers? I answer no; and I claim that the Barbers' Supply Dealers of this country are great factors in the promotion of the attainment of that wonderful skill. Why? Because by their constant energy they have advanced their industry beyond the dream of Barbers' Supply Dealers of any other country. Larger variety of razors, hones and strops, and of higher grades, are carried in stock by our Barber Supply Dealers, and every Barber can find tools to suit his fancy and peculiarities; hence better shaving is done with razors of extra fine quality, honed on just the kind and grade of hone suited to each artist, and stopped on the right kind of strops, for the same strops, hones or razors are not suited to every Barber.

To prove the foregoing, let us look at Barbers who use a cheap grade of tools, or tools not suited to them. I assert that we will find very few artists among them.

The author takes the liberty of illustrating with his own experience. During the first five years of his trade he experienced a great deal of trouble with his razors caused by the use of hones and razors not at all suited to his failings and the incompetency of his instructor. One day he chanced to meet a Barber who used a German Water Hone, and was well up in the art of honing. Close observation of the new man's style of honing and a trial of the water hone convinced him that he honed too much and that his oil hones cut too fast and made a wire edge, while the water hones cut slowly and made a smooth edge. The new man further taught him another lesson, viz: That medium, or little below medium, tempered razors were better adapted to those who are subject to overhoning (further discussed in this work hereafter).

While some paragraphs of this work may sound like advertisements, such is not the motive of the author. He has written this work with a view of giving instructions and information on razors, hones and strops of merit, for the benefit of young Barbers, and those living in small towns distant from Supply Houses, having no opportunity of investigating for themselves, and are not familiar with all classes of goods.

## Instructions on Razors.

What constitutes a good Barber's razor? I venture to say that not many Barber's are able to answer the foregoing question correctly.

I will answer that it is a blade that is neither too soft nor too hard tempered; is evenly and not extremely thin concaved (hollow ground). The soft razor will not hold an edge, while the hard razor will cut rough, cause the face to smart and burn after shaving. When unevenly concaved, it is difficult to hone and obtain an even edge, and when too thin, it will spring on a heavy or wiry beard and will not shave it easily.

No brand or make of American, English or German razors are free from the foregoing objections. There are three grades of good razors, viz: A little above medium, medium, and a little below medium tempered, but not many Barbers understand the theory of honing those three grades of razors to work successfully.

## How to Select a Razor.

The following are indications of a hard razor: Blue steel, fine, smooth, bright polish, brownish clouds appearing on polished blade (these clouds do not appear on newly polished razors), and when full concaved, a very clear, sharp ring.

The following denotes soft steel: Dim, pale color, coarse and not very bright polish. When full concaved, a flat, dull ring. Of course the width of the blade



and a thin concave will add to the ring. To select an evenly and not too thin concaved razor, draw the side of the edge lightly over the thumb nail, noticing whether the edge springs evenly and is the right thickness.

Thick back on razors will make a shorter bevel and a stout edge which will not spring when shoved through a heavy or hard beard and will shave it easier and more rapidly. Hence, wide razors should have thicker backs than narrow ones. Narrow razors will bear a thinner concave than wide razors. Short blades are easier honed than long one, and are better for nervous barbers.

It is advisable for Barbers with limited knowledge to tell their dealer what kind of razors they desire and let him make selections for them. The most convenient sizes are 4-8, 5-8 and 6-8 of an inch wide. Barbers' Supply Dealers, Cutlers and Grinders are the only reliable places to purchase razors, especially concave razors, as they, being in that special line, are good judges of first class concaving and carry that class of goods, while all other dealers' knowledge in razors is limited. Consequently an inferior class of razors is palmed off on them and they sell those inferior goods at twenty-five or thirty per cent. higher than the former.

Hamburg grinding is considered the best. Razors bearing the name of old English brands are no better than others. Those same firms make razors for all dealers. Prices of first-class full concaved razors run as follows: \$1.25, \$1.50 and \$1.75. Many of the leading supply dealers and cutlers carry their special brands of razors, which are hand-forged and of extra fine qualities. Prices \$2.00, \$2.50 and \$3.00. All of the foregoing prices are for black rubber or horn handle. With fancy celluloid, fifty cents extra. With ivory handles, add one dollar extra.

When ordering razors bear in mind that German razors are wider than English razors. For instance, a 5-8 German is equal to a 6-8 English.

**The following brands of razors have been fully tested and tried by the author, and he recommends them to his craft.**

The following brands are hard tempered (above medium) and are just the razors for those who can hone a fine smooth edge on any razor, but they are not suitable for Barbers who are subject to over-honing or not able to produce a fine, smooth edge everytime they hone:


- "Blue Steel," \$3.00; "Our Own," \$1.50. Sold by August Kern, St. Louis, Mo.
- "Lucifer," \$1.75. Sold by Theo. Koch, Chicago, and by his agents.
- "Congress," \$2.00; "Turkish," \$2.00. Sold by Koken Barber Supply Co., St. Louis, Mo., and Heckel Bros., Kansas City, Mo.
- The "Swedish," \$1.50, "Ruby," \$2.50. Sold by A. L. Undeland, Omaha, Neb.
- "Peerless," "Snake." Sold by Geo. F. Creutzburg & Son, Philadelphia, Pa.
- "St. Bernard," \$2.00, "Nancy Hanks 2.04," \$1.50. Sold by Heckel Bros., Kansas City, Mo.

The following brands are medium tempered razors and are suitable for those who are subject to over-honing and are unable to obtain a fine, smooth edge everytime they hone. These razors will do good work and prove very satisfactory:


- "Improved Telephone," \$1.75; "West Point," \$1.25; "Phoenix," \$1.50. Sold by Koken Barber Supply Co., and Heckel Bros.
- "Royal," \$1.75. Sold by Hoffa & Co., Harrisburg, Pa.
- "Surprise," \$1.50; "Perfection," \$1.50. Sold by Smith Bros., Boston.
- (The perfection has a thick back, which makes, when honed, a short, stout bevel.)
- "Comfort," \$1.50; "Edison," \$1.25. Sold by Heckel Bros., Kansas City, Mo.
- "Macena," \$1.25; "Sly Fox," \$2.00; "Swift," \$2.00. Sold by August Kern Barber Supply Co., St. Louis, Mo.
- "The Aluminum Steel Razor," \$2.50. Sold by F. S. Stanfield & Co., Omaha, Neb.

"Eagle." Sold by Geo. F. Creutzburg & Son, Philadelphia, Pa.

The following cuts illustrate most all of the foregoing brands and will help the readers when they desire to select razors to suit their fancy.




Medium tempered.

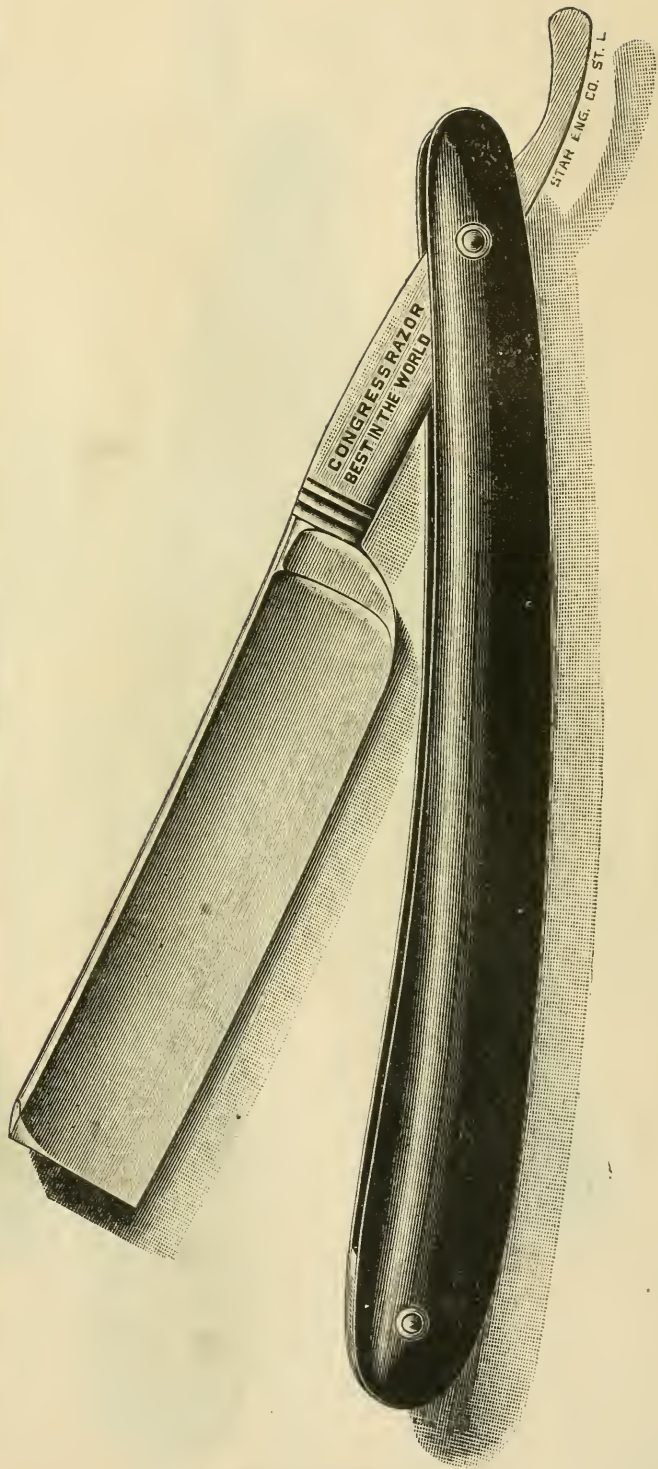


A little below medium tempered.

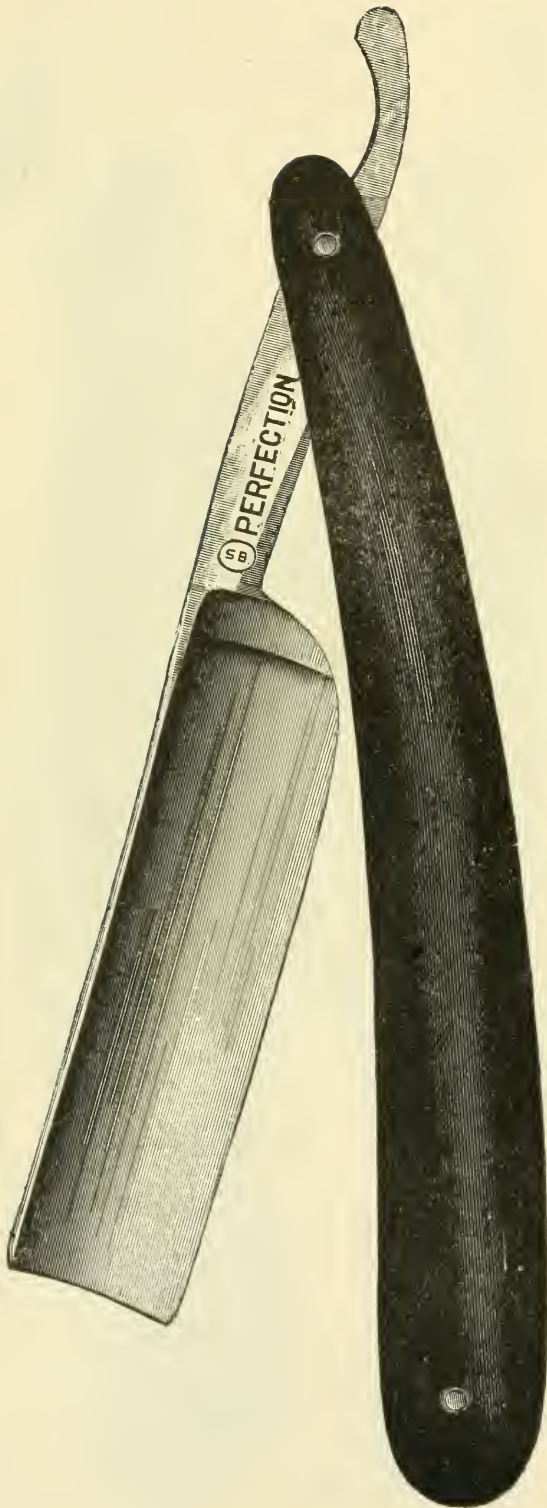





A little above medium tempered.



A little above medium tempered.

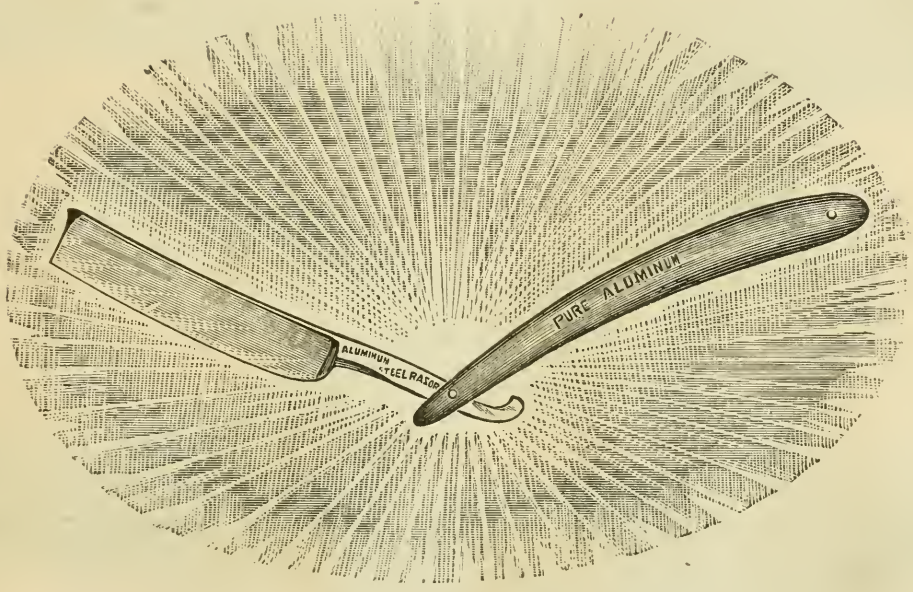


Medium tempered.




Medium tempered.







Medium tempered.



Medium tempered.




A little above medium tempered.

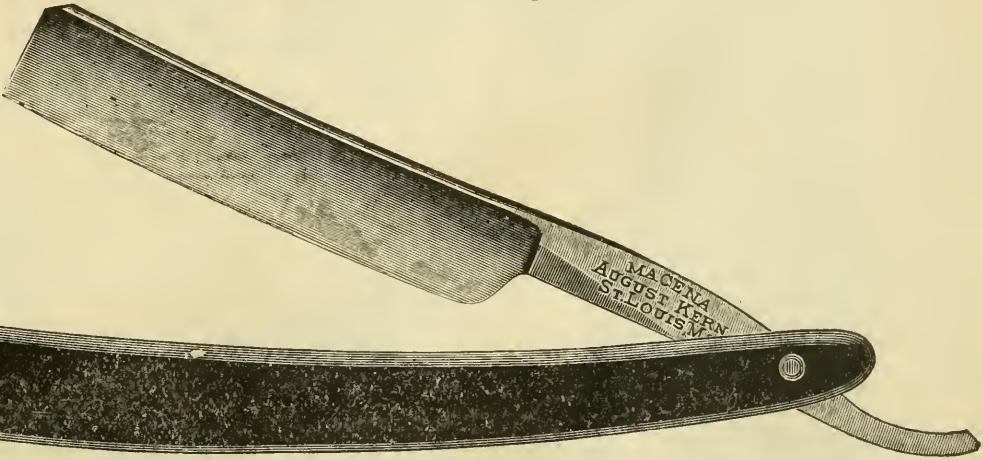


Medium tempered.

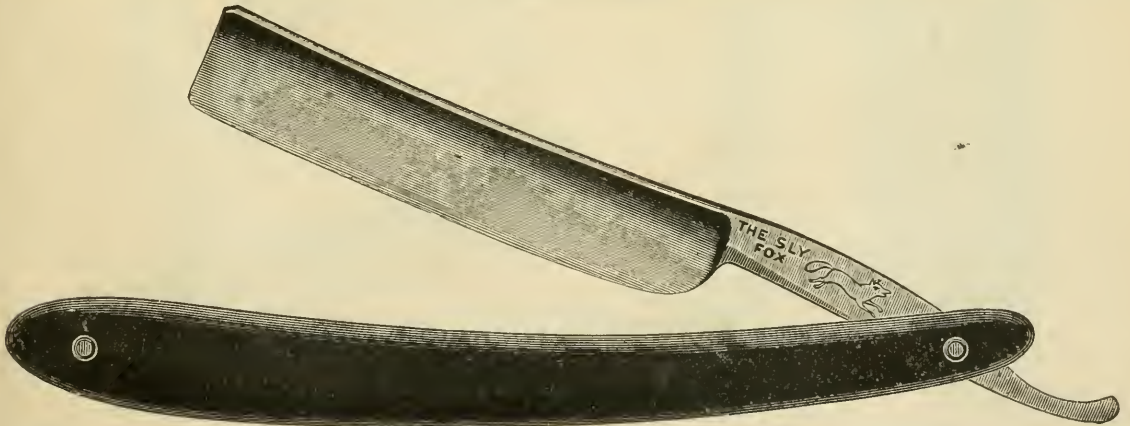




A little above medium tempered.

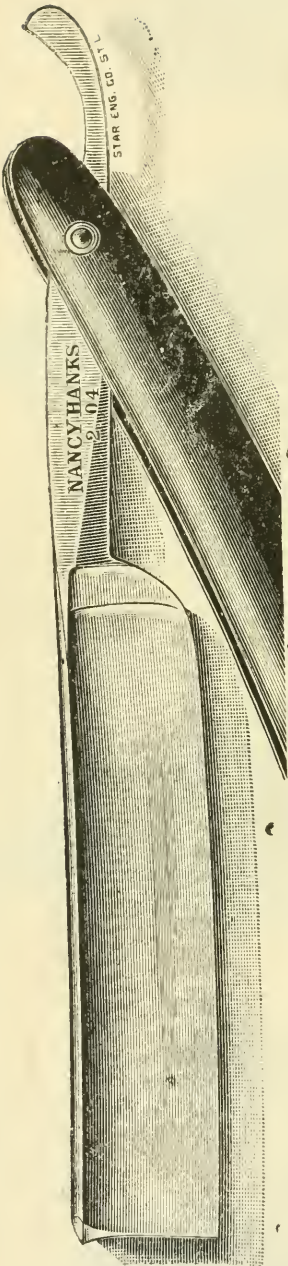


Medium tempered.




Medium tempered.






A little above medium tempered.




# THE ST BERNARD.

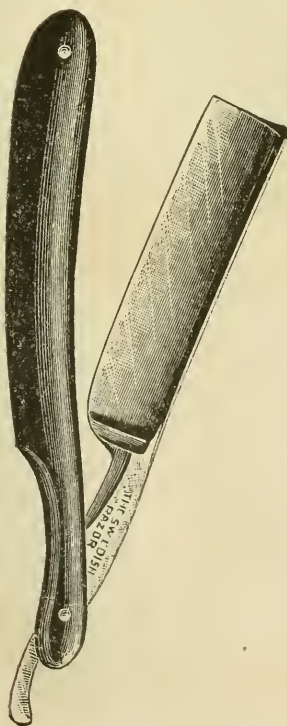
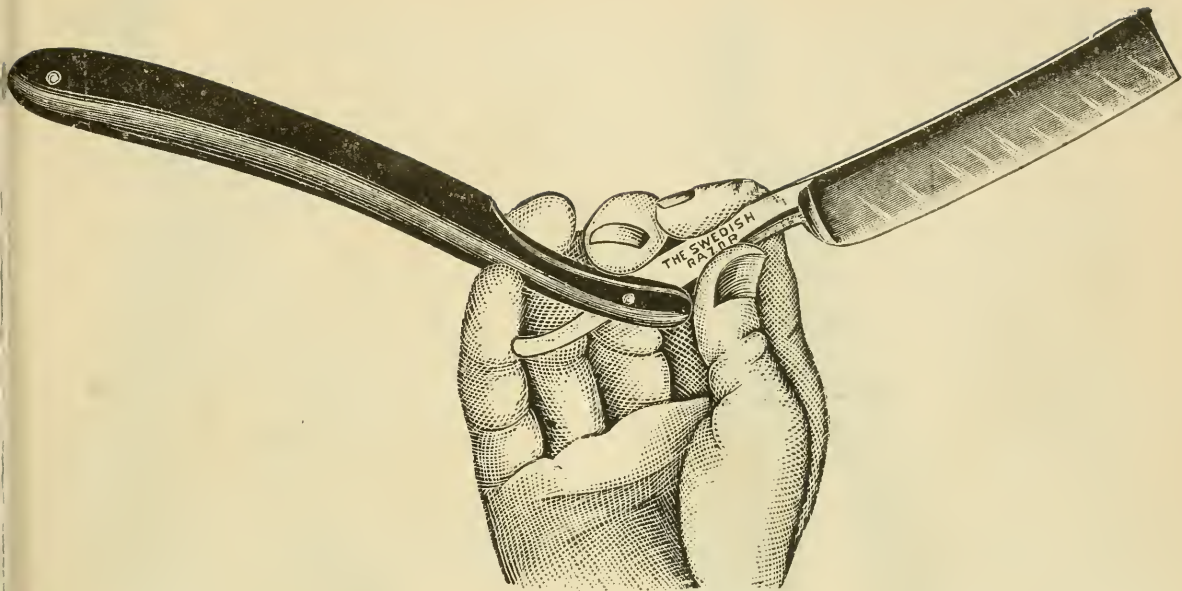
Hard tempered.



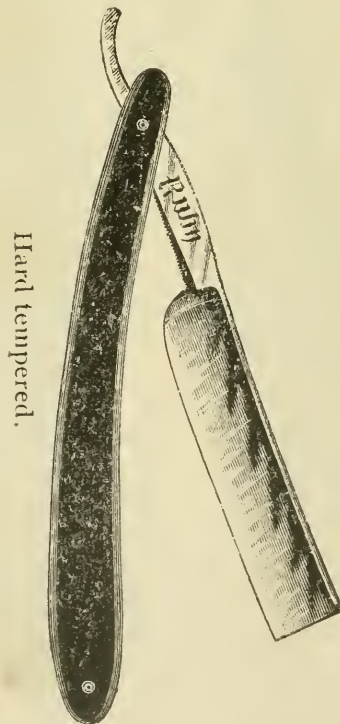
Medium tempered.



Medium tempered.




A little above medium tempered.

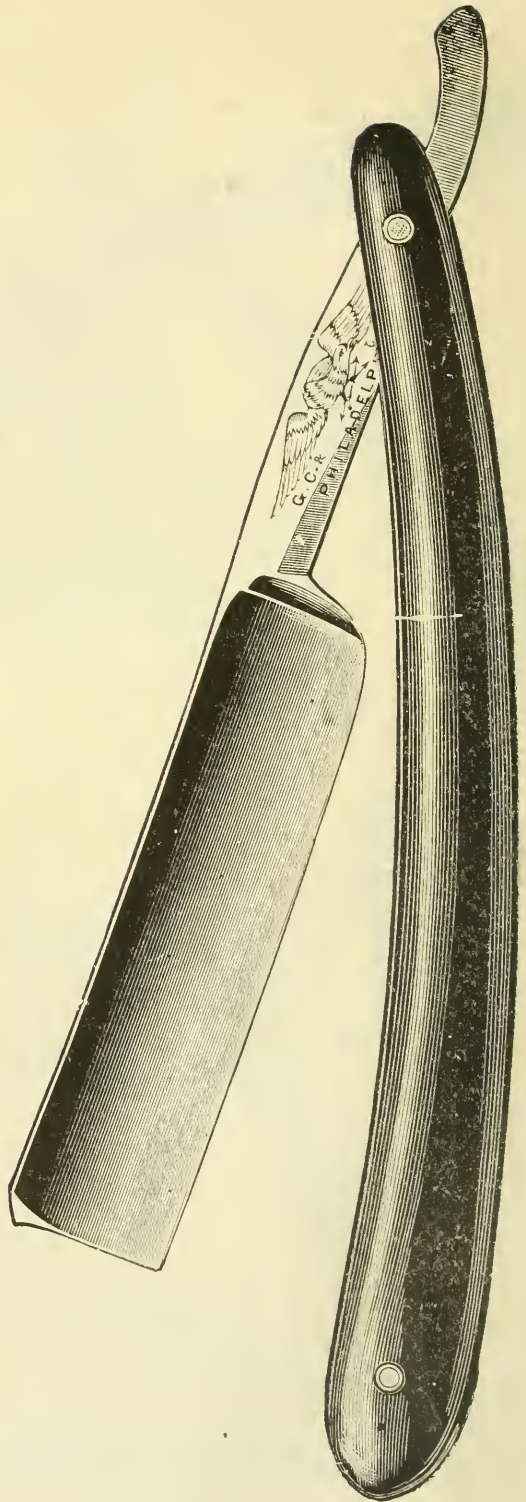


Hard tempered.





A little above medium tempered.



Medium tempered.

## The Various Kinds of Razor Hones and their Merits. The Kind of Hones best suited to some Barbers. How to Select them. How to Use them and Where to Purchase them.

The following are the finest and best grades of Belgium oil hones (yellow top and brown slate back): "Natural Growth Ligne," "La Fine," "Ail Petrified" hickory wood and "Old Rock" are all solid back, with crackled lines face. These hones are used with either lather, sweet, sperm or lard oil. Lather makes these hones work quick and set a little coarser edge than with oil. While there is but slight difference in the grades of these four brands of hones, yet some Barbers will have better success with certain ones of them. So it is advisable for them to try the different kinds (if they are so situated as to be able to give them a trial), and use both lather and oil, then they will soon be able to determine which suits them best. From seventy-five to one hundred full strokes on an eight or ten inch hone of this quality is required to set a good keen edge on full concaved razors, of medium temper, when ordinary dull. Soft razors may not require as many strokes, while hard razors may require a few more, and short hones will also necessitate more strokes in proportion to the length thereof. These hones vary in length from seven to ten inches and from two to three inches in width; and in price from \$1.25 to \$6.00 according to size and thickness

There are other grades of good Belgium hones, (yellow top glued on slate back), which are coarser grit and work quicker and require a third less strokes. Some Barbers prefer this grade, as it requires less time to sharpen a razor, but it is more difficult to obtain a very fine edge. However, it can be accomplished by taking several very short, light strokes to finish. These hones run from five to ten inches in length and in prices from \$1.00 to \$4.00. The best quality of the foregoing grades of hones can be had only at the Barbers' Supply Dealers, Cutlers and Grinders. The "Swaty" (a reddish brown artificial hone) has a course side for quick work and a fine side to finish on, from thirty to forty strokes on the coarse side and twenty to twenty-five strokes on the fine side. Use water, oil or lather. Length five and one-half and eight inches. Price \$1.00 to \$1.50. Sold by most all Barbers' Supply Dealers, Cutlers and Grinders. Every Barber cannot use this hone successfully.

On all the following hones use water only: German water hones vary in color from blue-slate to bluish-green and greenish. Many Barbers have better success with water hones. Directions for using all water hones: Wipe clean, pour on a few drops of water, rub with a rub stone until a thick lather of the rubbing is formed. Apply the razor in the usual manner. On fine water hones seventy-five to one hundred and fifty strokes, adding a few drops of water to finish honing, make a fine edge. Length, seven to ten inches. Price 75 cents to \$1.50. Sold by all Barbers' Supply Dealers, Cutlers and Grinders.

Koch's "Brazilian" and "Thuringia" water-hones, light, dark, green and blue-green. These hones vary in grit. Mr. Koch, the introducer, recommends them highly. Use like the German water hones. Length, seven to ten inches. Prices \$1.25 to \$2.00. Sold by Theo. A. Koch, Chicago, and by his agents.

"The Eureka" water hone comes with two rubbers, one soft for quick work and a hard one for fine work to finish the honing. From seventy-five to one hundred and twenty-five strokes. Sold by Hoffa & Co., Harrisburg, Pa. Price \$2.00.

The "Japanese" water hones come in two colors, grayish drab and yellowish-red. They are soft, fine grit and one of the author's favorite hones. Use in the same manner as the German water hone above referred to. Rub with any hone. Length, seven to ten inches. Price \$2.00 to \$3.00. Sold by Heckel Bros., Kansas City, Mo. and Hoffa & Co., Harrisburg, Pa.



The "Finest Grit" water hone is bluish-gray American stone, which requires from seventy-five to one hundred strokes. As its name indicates, it is a very fine hone, which the manufacturer claims that it is impossible to make a wire edge on razors honed upon it. Length, five and six inches. Price \$1.00 to \$1.50. Sold by barber supply dealers and the manufacturers, National Hone and Soap Co., Leavenworth, Kansas.

The Star hone is a new kind of bluish water hone on which a fine, smooth edge can always be obtained. It is excellent to finish honing. Any razor that has been over-honed or honed on a coarse hone it can readily be put in fine order by the use of this hone. Length, five to seven inches. Price \$1.00 to \$1.50. Sold by Heckel Bros., Kansas City, Mo.

Kern's "Eclipse" hone is a water hone of the finest texture and most uniform grit, on which one cannot give a razor a wire edge by over honing. It will set a smooth edge on any razor. These hones are five by two and one-half inches and one inch thick. Price \$2.00. Sold by August Kern, St. Louis, Mo.

To protect a hone from scratches or dust, which fills the pores and causes the razor to cut rough, it should be set in a case or box and covered, or wrapped in a cloth, when put away.

To select a hone, rub the end of your tongue on the hone to ascertain or feel whether it is coarse or fine grit, then draw the end of the thumb nail across the hone, bearing on it rather hard. If it makes an impression it is soft and about right, but, if, on the contrary, it does not make any impression, it is hard. Soft, fine hones are generally the best.

Every Barber should possess an oil and a water hone for the following reasons, viz.: Razors cut better by changing hones now and then. Rubbing the face of one hone with another will keep them both perfectly even and make them adhere to the razor and do better work. And, as the operator does not always feel in the same honing mood, the same hone cannot always be used successfully. In those cases, a change of hones will prove beneficial.

## **The Art of Honing Razors.**

Razor honing is an art which is mastered by but few Barbers, and still success in shaving depends almost entirely upon the condition of the edge of the razor. Strict observance of the following rules will enable any Barber to obtain the very keenest and finest edge:

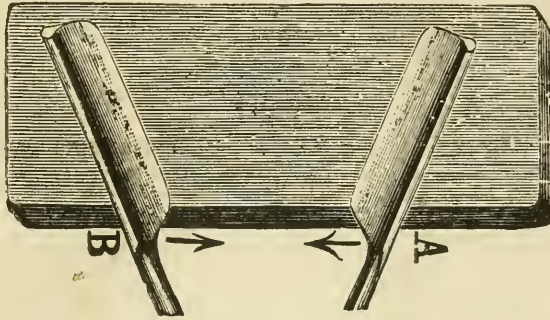
First. Wipe or wash the hone clean before using, then wash your hands well with soap and warm water to make the skin sensitive in order to feel the keenness of the fine edge. When you feel dull and not in a honing mood, wash your face in plenty of cold water to refresh yourself. This will make you feel like honing. Then lay your hone on a firm place, where it will not move while honing. (It is not a successful way to hold the hone in your hand or on your knee while honing, as the moving of the hone sets an uneven edge on the razor.)

Second. If you use lather, rinse out the mug thoroughly to free it from hair or dust. Make a creamy lather and use thick to begin honing. When nearly done add thin lather to finish, to set a fine edge. Thick lather makes the hone work quick and sets a coarse edge, while thin lather works slowly and sets a finer edge.

Third. When using water hones, wet the face and rub with rub-stone (rubber) or with the face of another hone, which is better than a rubber (either oil or water hone) until a thick lather of the rubbing is formed. Then proceed with the honing in the same manner as when using lather or oil hone. When nearly done add a few drops of water to thin out the rubbing and finish honing.

Fourth. To hone a full concave razor in the condition that good Barbers term dull: Wipe the razor clean and proceed as follows: Lay the razor flat on the hone (as shown in cut No. 1), draw steadily, evenly and slightly from hilt to point


the full length of the hone (from A to B), turning the razor, then back the full length of the hone (from B to A) and so on, holding the edge to the front as indicated by the arrow points, counting the strokes as you proceed until you have



(1)

nearly reached the number specified with the description of the kind of hone you are using. Then wet your finger nail and draw the edge lightly across the nail. If it adheres to the nail smoothly and evenly take a half dozen short, light strokes, making the letter X with thin lather, (if you are using lather, but if you are using oil, add a few drops more and if you are using water hone, add water to finish). Then wet the end of your finger on your tongue until sensitive and draw over the edge, noticing whether it adheres evenly, smoothly and keenly. If not, draw a few more very short strokes and try again in the same manner. Care should be taken to avoid over honing. It is better to stop before it is quite done, than to over hone. Barbers who are unable to feel the keenness of the fine edge, will have better success by using water hones, but to them I would recommend the Eclipse, the Star, the Finest Grit and the Japanese hones.

Fifth. When honing a very dull razor begin by rubbing four or five strokes, to and fro, the full length of the blade, from C to D, without turning the razor, (see cut No. 2), resting the thumb and fingers of the left hand on the end of the blade to



(2)

steady the motions and hold the razor even and flat on the hone, bearing on according to thickness of the razor.

(Thin razors will not stand much weight or bearing on, as they are apt to spring

and make too wide a bevel), then turn over and repeat the same on each side twenty, thirty or fifty times, until honed down to a good foundation for a fine edge. Then proceed in the usual manner, always watching the bevel, keeping it even on both sides. An uneven or one-sided bevel will cause a razor to cut badly (some Barbers term it tired.)

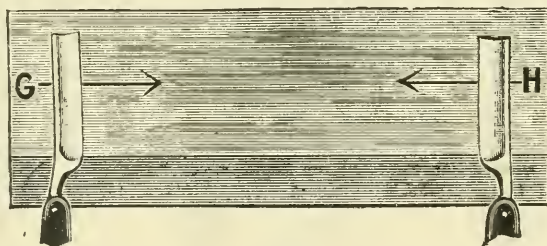
When you discover that you *hone* more on the point or on one side, reverse your way of honing to even it. Few strokes, as before stated (to and fro) to begin honing any razor, will help to keep the edge straight and to hone quickly.

Sixth. Rubbing to and fro, as shown in cut No. 2, or reversing the stroke from point to hilt, as indicated in cut No. 3, pushing it from E to G and from F to G,



(3)

or drawing the blade on a square with the hone, as shown in cut 4, (not bias), will take off the rough edge.



(4)

Then finish honing in the usual way, taking a few short, light strokes in the shape of a figure eight or letter X.

Seventh. Barbers subject to overhoning (those whose razors always cut rough) should try hones of fine grit, and change from oil, leather or water hones until they have secured a hone with which they can overcome their trouble. To these I recommend the Japanese, the Finest Grit, Eclipse or Star Hones. Every Barber cannot use every hone successfully, and what is considered a poor hone by some will sometimes just suit others—and the same with razors. All depends on the way of honing.

Eighth. Any one who has difficulty in honing his razor smooth should use medium, or a little below medium, tempered razors. For this reason, when overhoned or rough, a good stropping will take off the rough edge; but on the contrary a hard razor cannot be stropped smooth. The strop has not enough adhering power on hard steel. Of course razors tempered a little above medium are more lasting, and are the best razors for those who understand how to hone them, *i. e.*, a fine, smooth edge.

Ninth. Persons with a nervous or unsteady hand have better success in honing wide razors (7-8 or 1 inch blade), as the bearings on the hone are more steady and



even. Resting the fingers of the left hand on the blade, as shown in cut 2, will steady the motion of the razor on the hone and help in obtaining an even edge.

Tenth. Rubbing the faces of the two hones together will keep them even and make them adhere more keenly. Any hones, especially the oil hones, become too glossy (steel bound) when used a half dozen or more times without rubbing. Short rubbers are not so good as large hones. The former are apt to make the face of the hone uneven, while the latter will always keep it perfectly even. Long hones (eight or ten inches) are better than short ones to keep an even bevel on the razor, and can be used more successfully in every way. Hones of less than five inches will cause much trouble with the razor.

### **A Cure for "Tired" Razors.**

When a razor is tired (as some Barbers term it), or refuses to work, the trouble is either with you, with your hone, or with your strop, and not with the razor. Now to prove this assertion, I give the following cures: Try another hone; if you have been using a water hone, change to an oil hone and *vice versa*, or let another Barber hone it once or twice, or change your way of honing. If the edge is uneven, straighten it by drawing it across the hone a few times and hone down again to a new edge. Or, if worn to a thick, blunt or uneven edge, take it to a razor grinder and have a very light twenty-five cent grinding put on, just enough to straighten the edge, and you will find that it will cut allright. (An occasional twenty-five cent grinding, a light touching up, will help in keeping razors in good working order). The idea is to change the edge and the bevel which has been honed one way too many times, hence become one-sided, or uneven, or rough, or too smooth or rounded. Or it may be that your strops are filled with dust or grit and destroy the edge which you have produced by honing, or the strops may be too gloosy and have no effect on the razor. Some Barbers go on the theory that they must hone their razors a little rough in order to make the edge last, and they pull a few customers until the wire edge is worn off, then they think that they are prepared to do good work and call themselves workmen. Good Barbers hone their razors to cut smooth from the start.

Every barber should possess from six to twelve razors. This will give them a "reserve" to fall back on in time of rush or busy days, but they should only keep two or three razors in constant use, as, when using too many razors on the same day, one will lose track of those needing honing, or hone before his razors are dull and get them out of working order by being overhoned. When those two or three razors become out of working order (refuses to work or are "tired") lay them aside and use another two or three, or see instruction on "tired" razors.

### **Instructions on Razor Strops. How to Prepare them and How to Use them.**

Linen canvas makes one of the best first strops when properly prepared and well broken in. Barbers' Supply Dealers have them in both states, natural and partly broken in (the face ground). If in rough state, smooth (grind) on a grind-stone, beat the dust out; then fill with cotton seed oil, let dry a few days. When the oil begins to get gummy tack it down tight on a smooth board (face up), use a heavy quart bottle to rub it down smooth, rubbing to and fro with the bottom at first, and finish with the side of the bottle, bearing on it with both hands. When smooth rub with lead pipe (or rub-stick for that purpose) until black. Then apply the bottle again until nearly smooth enough to use. Then rub in some shaving soap or thick lather to finish smoothing it.

Cotton duck or canvas will also make good strops (but damp weather makes it stiff.) Prepare in same manner as linen canvas. There are several kinds of canvas or cloth strops which are about as good as the foregoing.

Curtin's Hose and Canvas Strop, prepared and finished (ready for use) by their

improved process, makes a perfect strop. Sold only by the Curtin Strop M'fg. Co., Lewisburg, Ohio.

The shark hide strop is very porous and has great adhering power; hence it makes one of the best strops in the world, especially adapted for Barbers who over-hone, as the rough edge can be stropped off, and a good edge can also be stropped on a dull razor by rubbing lead on this strop and give a good stropping. Sold by all leading Supply Dealers.

Russian leather and horse-hide are the Barbers' old favorite strops. However, there are many new kinds of good leather strops, as follows: Kangaroo, porpoise, moose hide and wild boar hide are very highly recommended, and are sold by all Supply Dealers. To break in leather strops try the following course: If not already done, grind the grain side to smooth it down, soak in urine a couple of days, draw out, let dry a day, stretch on a board, fill with shaving soap, rub with bottle in same manner as canvas, apply lead and rub until ready to use. When using apply lather --it will help finishing to smooth it down.

It sometimes occurs that a good edge is ruined by stropping on strops filled with dust, or short hair, rubbed on by the razor when the operator is careless in wiping the lather off the razor before stropping. Always wipe the strop with the palm of the hand before using. Once in a week or ten days scrape the strops lightly with the back of the shears and rub on lead pipe or rub-stick, and rub the hand over it before stropping. Always hold the strops tight when stropping. If allowed to sag down it will round off the edge of the razor, and *be not afraid* to use them *freely*, especially when the razor is rough, but use lightly when honed on the Finest Grit, Star or Eclipse Hones.

Soft cedar or pine wood, rubbed with lead, is good to strop off a rough edge or to draw the edge lightly across it when over-honed. Then give a few light, short strokes on the hone, strop lightly on the stick and give a good stropping on the canvas and leather strops.

With the aid of all the foregoing instructions and strict observance of the same, the most difficult and dreaded part of the Tonsorial art will be made the easiest. The operator will shave with ease and speed, increase his trade and receipts.

Bear in mind that

### **Cheap Tools is Misplaced Economy.**

Always buy the best and highest grade of razors, hones and strops. Then you will be prepared to do the best work. You may argue that some Barbers have good enough success with cheap tools, but you fail to realize that such Barbers, with the use of better tools, would become artists and experts. Considering the time our tools last, the saving between fair and extra good tools is such a bagatelle that it is hardly worth thinking about.

When you contemplate purchasing razors, hones or strops, if you have not money enough to buy the best, put off your purchase until you have the necessary amount. In the meantime, economize in your luxurious expenses and, if necessary, deny yourself of some of the necessaries of life. You can better afford to do that than to go without good tools, inasmuch as you will gain the difference in a short time by drawing extra custom, by being more rapid, etc.

N. B --Every reader will find it to his interest to look over the cards of the firms mentioned in the back part of this pamphlet. The author feels that they are worthy of his highest recommendation.

# HECKEL BROS.,

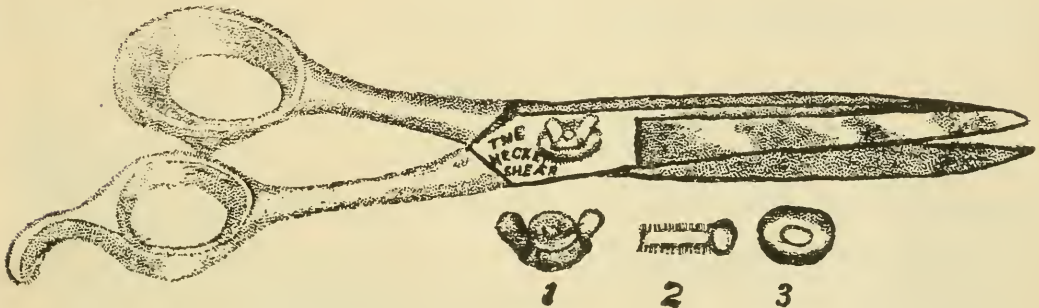
The Largest Barber Supply and Fine Cutlery House in the U. S.

608 Main St., KANSAS CITY, MO.

Inventors of the Greatest Barber Shears in the World.

## THE HECKEL SHEAR.

(Patent Applied For)



No. 1 represents the Winged Bolt so that a barber can adjust the shear to his desire without the use of any tool. No. 2 represents the bolt. You will notice that same is flat on two sides, the finger blade of the Shear have an oblong hole; this bolt fits in same and thereby makes it impossible to loosen or tighten itself while in use. No. 3 represents the spring which also has an oblong hole which holds it in place. The spring gives the blades a yielding contact so that the shear is just as tight when open as when closed. As the shear comes to a close the spring gives and in consequence it avoids the blades from cutting each other at the point. You can readily see that this shear is the most simply constructed shear on the market, and no matter how many times the shear has been ground the tension will remain the same.

Sole Proprietors of the following favorite brands of fine razors: St. Bernard, Congress, Nancy Hanks, Comfort and Edison. Importers of the Fine Japanese Hones, and proprietors of the Wonderful Star Hone. Manufacturers of the best Rose Cream, Quinine Hair Tonic, and Witch Hazel Cologne. Agents for the World Renowned Congress, Crescent and Star Barber Chairs, and dealers in all kinds of Barber Furniture.

When you need anything in our line it will pay you to write to us. Our motto: The best goods, lowest prices and large business.

HECKEL BROS.,

608 Main St., KANSAS CITY, MO.



# National Hone & Soap Co.,

MANUFACTURERS OF

Noxall Soap and "Finest Grit" Water Hones,

106 and 108 DELAWARE STREET,

LEAVENWORTH,

KANSAS.

We manufacture the ONLY Razor Hone produced in the United States.

We make the ONLY Hone produced ON EARTH which DOES NOT make a wire edge.

It REMOVES a wire edge made by all other Hones.

It contains the "Finest Grit" ever found in stone.

It makes an edge that requires the least amount of stropping after honing. A strip of the softest leather possible, or a peice of fine silk being all that is needed.

## OUR NOXALL SOAP

Is purely vegetable, without a trace of acid or alkali. It makes a most luxurious shampoo. Will cure such skin troubles as dandruff, eczema and saltrheum.

If your supply dealer does not have these goods, send \$1.00 (the price of our hone 5x2 $\frac{1}{4}$ x $\frac{3}{8}$ , with rubber) and 25c for sample box of our soap, which we will send pre-paid by mail.

NATIONAL HONE & SOAP Co.,

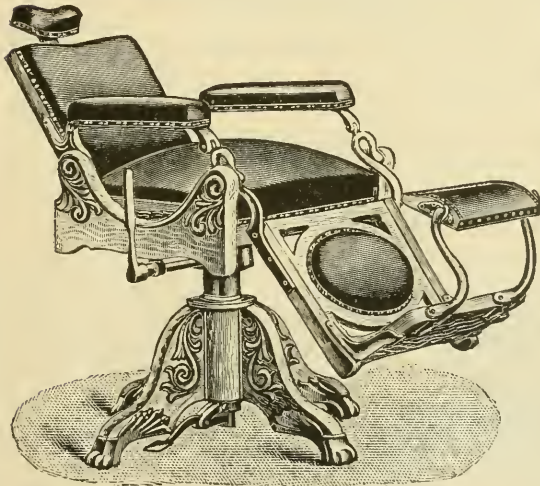
LEAVENWORTH, KAN.

# KOKEN BARBERS' SUPPLY CO.,

## Barbers' Chairs and Fine Fixtures

Our Specialty. Sole Patentees and Manufacturers of

The Star No. 2 Elevating Chair.



(Patented.)

Latest  
Improved  
Reclining,  
Revolving  
and  
Elevating  
Chairs.

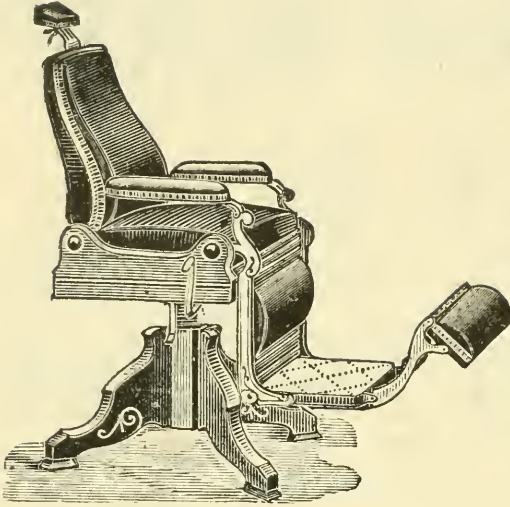
The latter are adjustable in height by a simple handle at the back of the chair and need not be revolved to accomplish this adjustment.

Our chairs exhibit a remarkable degree of mechanical excellence. If you have not already received our catalogue and hair fashion plate, send for them.

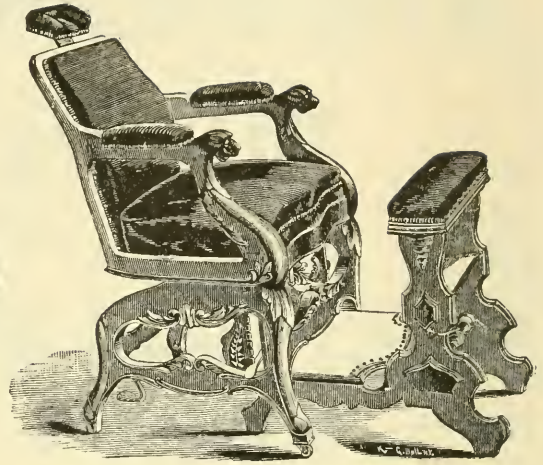
FACTORY, 2518 TO 2524 OHIO AVENUE,

OFFICE AND SALESROOMS, 909 MARKET STREET.

ST. LOUIS, MO.




*Archer's Patent Barber Chair, No. 14.*



*Archer's Patent Barber Chair, No. 3.*

Three of the Finest Barber Chairs on earth for the money. We have others at less price, and still more expensive. They are all well made, from the best stock, and it will pay you to write for Illustrated Catalogue, giving full description and prices. Piano finish.



*Archer's Patent Barber Chair, No. 13.*

**Archer Manufacturing Co.,**  
**ROCHESTER, N. Y.**



ESTABLISHED, 1852.

# Geo. F. Creutzburg & Son,

MAKERS OF THE CELEBRATED

## Eagle, Peerless and Snake Razors.

---

OUR GRINDING DEPARTMENT.

The Largest in the United States.

As this department was the foundation on which we started, now some forty years past, that reputation and fame which is as wide-spread as our country is extensive, we may state that we were the first whose work was equaled nowhere else in the world excepting one place only, and that Hamburg; in fact it was there where for many years the founder of our establishment gained that skill and experience which, when exercised in this country with such improvements as were found to be an advantage, was heralded as a need supplied which had been long felt. Our constant and special endeavor has been, is and shall be, to improve and to supply first-class work at as low a cost as the expense of the finest workmanship would allow, and upon the latter our most energetic efforts will be concentrated.

---

119 NORTH SIXTH STREET,  
PHILADELPHIA.

---

SEND FOR ILLUSTRATED CATALOGUE.




# The Well-Earned Reputation Gained by The Aug. Kern Barber Supply Co.

Makes it unnecessary for us to say much here, concerning them; we merely call the attention of our readers to the following:


## KERN'S BLUE STEEL RAZOR,

Illustrated below, requires no special description, for the experience of thousands using it is that it is justly entitled to being "one of the best razors known." Price, any size, black handle, \$3.00; ivory handle, \$3.50.



## Kern's Emery Clipper Grinder,

Of which the accompanying cut gives but a vague illustration, is an indispensable aid to barbers. It combines durability, simplicity and economy, and is highly appreciated by all barbers who use it. PRICE, \$3.00. Full particulars furnished on application.



Space does not permit us to describe Kern's Eclipse Hone, which sell at \$2; we will merely say that this amount cannot be better invested by any barber, as all will be convinced who give it a trial.

Notwithstanding the height of perfection and excellence of

## Kern's Eclipse Chairs

they can be bought as low as \$28 to \$65, according to elegance of finish.

Catalogues giving full particulars on all first-class barber supplies will be mailed on application, by

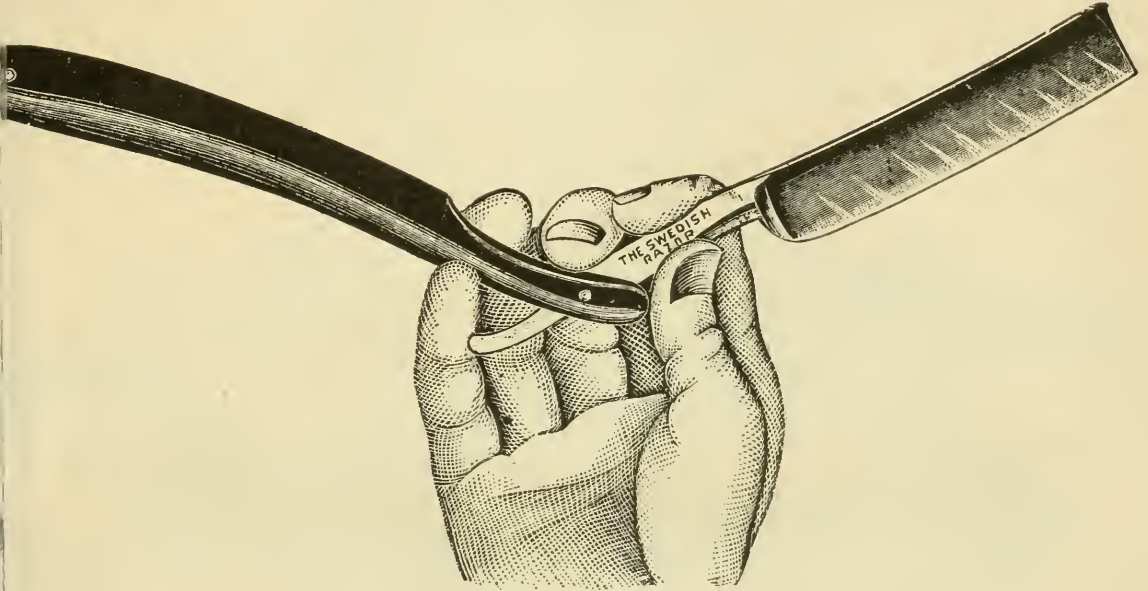
# THE AUG. KERN BARBER SUPPLY CO.,

No. 114 North Broadway, ST. LOUIS, MO.


# A. L. UNDELAND, OMAHA, NEB.

SOLE AGENT FOR THE U. S. OF THE

## Famous Swedish Razor, WITH COMMON SENSE HANDLE.



This brand of Razors is manufactured especially to my order, from the finest quality Swedish Razor Steel, which at present is the best known. The handle is made to fit the hand, so as to prevent the razor from slipping while in use, and it has been pronounced by experts the finest thing of its kind ever placed on the market. The quality of these razors is guaranteed to be absolutely first-class, medium tempered, and the grinding is perfect. Price each, \$1.50. Will be sent by insured mail, to any part in the U. S. upon receipt of \$1.55.



To barbers who want a High Grade Razor, I will recommend the Ruby Razor. It is little above medium tempered and extra full hollow ground. It is equal to the finest blue steel razor ever placed on the market. Price, \$2.50. Will be sent by mail upon receipt of price. Barbers who appreciate first class work in grinding send a trial order to

**A. L. UNDELAND, Omaha, Neb.**

◇ HOFFA & CO., ◇


Importers, Manufacturers and Dealers in

BARBER'S CHAIRS,

BARBER'S FURNITURE;

BARBER'S SUPPLIES.

Sole Importers of the Famous



## “ROYAL” RAZOR

Which is positively the finest ever put on the market. We have hundreds of testimonials, from all parts of the U. S., speaking loud praises of its superior merits. The price asked for it is not higher than is asked by other dealers for inferior razors. We will send them prepaid to any part of the U. S. on receipt of the following prices: Per single razor, \$1.75; one-fourth dozen, \$5.00; one-half dozen, \$9.50; one dozen, \$18. It will pay you to send for our catalogue.


HOFFA & CO.,

FIFTH and MARKET STREET,

HARRISBURG, PA.



# Razor Honing Made Easy.



Keep your razors sharp and good business is sure to follow.

## Buy a Worden Razor Honing Machine

And you will have no more trouble. All kinds of razors honed perfectly, rapidly and easily, and the results are always certain. Send for catalogue and full information. Trial machines shipped on receipt of price, if not satisfactory money will be refunded.

*The Worden Machine Co.,*

216 Havemeyer Building, NEW YORK.

# Curtin's Razor Strop M'f'g Co.,

## LEWISBURG, OHIO.

Manufacturers of All Kinds of Canvas & Hose Strops.

Our improved process enables us to offer a superior strop, ready for use. We give a written guarantee with each strop. Sent by mail on receipts of 65 cents. Write for circulars and testimonials.

# G. N. W. WILSON & CO.,


MANUFACTURERS, IMPORTERS, WHOLESALE AND RETAIL DEALERS IN

## Barbers' Supplies & Fine Cutleries.

SOLE MANUFACTURERS OF THE

# "SHARK HIDE" RAZOR STROP.

A Razor Strop worth reading about. Saves time and labor. Once used you will use no other.



Wilson's world-renowned "SHARK HIDE" combination razor strop. One trial will convince the user of its superiority over all other makes and will save three to five times the ordinary honing. "BEWARE OF IMITATION;" none genuine without G. N. W. Wilson's name and trade-mark "SHARK HIDE," Registered, stamped on each strop. **PRICE, \$2.50.**

Mailed upon receipt of price (\$2.50 each) from leading Barber Supply Dealers, or the Manufacturers direct.

**208 Octavia St., SAN FRANCISCO., CAL.**

"MERIT WINS."

Awarded Medal and Two Diplomas at World's Fair.

# Dr. McNeal's Hair Tonic

Is endorsed and prescribed by the Medical Profession.

## FIRST AND ONLY HAIR GROWER

That ever received an award at any International Exposition. Grows hair, removes dandruff, cures humors and prevents the hair falling or combing out. Barbers, write for particulars or send \$3.50 for one half dozen and circulars with name printed on them. Address,

THE D. W. McNEAL CO.,

511 67th Street, Station O,

CHICAGO, ILL.

---

## FLORENTINE CAMPHOR CREAM,

ALWAYS FULL STRENGTH.

ALWAYS READY FOR USE.

ALWAYS HEALTHFUL.

Much depends upon these conditions. The superiority of Florentine Camphor Cream is not limited to ODOR alone, tests made under the widest possible range of climatic influence have shown that no other preparation of liquid camphor is so permanent, so trustworthy. The perfect incorporation of Camphor with Glycerine, gives this preparation a wider scope of usefulness than any other, for it is the purest and most effective Skin Purifier and Beautifier on the market. It is so because it strikes at the root of all Complexional Disfigurements, viz: The clogged and irritated, inflamed or sluggish "pores." It is the most soothing, cooling and healing application for summer rashes or bites and stings of insects, chafing, undue perspiration, blackheads, pimples, tan, freckles, sunburn or anything in this order which is removed by an outward application.

Ask the Barber of any city, town or village about it, they all use it and keep it for sale. Write for prices. Prepared only by the

MOHAWK VALLEY CHEMICAL CO.,

UTICA, N. Y.



# The Aluminum Steel Razor.

WITH PURE ALUMINUM HANDLE.

## We Invite the Attention of the Trade

The material in this instrument is the perfected result of experiments begun a few years since, by eminent scientists and metallurgists to determine the advantages of an alloy of steel and aluminum. The tests proved the alloy to be superior to pure steel in every respect. It is impossible to manufacture unalloyed steel and have it free from blow holes. By the addition of aluminum that serious defect in steel has been entirely eliminated, the aluminum causing the destruction of carbonic oxide or dioxide, and converting the combined carbon into graphite carbon, thus producing a metal very uniform in texture and hardness. The presence of aluminum in steel admits of a temper at a lower degree than pure steel, and insures evenness and positively prevents burning, the cause of crumbling along the edge.

The phenomenal disability of a razor to operate at intervals is effectually obliterated in ours. Whether this condition is due to changes in the atmosphere or to that insidious force, electricity, is as yet unexplained. However, we forestall the above named forces in the fact that aluminum is not affected by atmospheric changes, and being non-magnetic, electrical forces can never alter its molecular structure.

The blades in these razors are superior to the best Jessops' English steel. They are tempered at a lower degree than ordinary steel and are entirely uniform.

Those who are using these razors to-day, without exception, say that it is the easiest honed razor and that it preserves its keenness longer than any they have ever handled. A few strokes easily brings up a fine edge. The handle is made of pure aluminum, is very light and very closely resembles silver, it sustains a high polish and is not tarnished by ordinary acids or impurities in the atmosphere. It will not crack at the rivet holes, thus being superior to rubber, bone, etc. As this handle is purely non-magnetic, it is a safeguard against the blade becoming in the slightest degree magnetized and attracting the millions of small imperceptible particles of metal floating in the atmosphere, and which without a doubt are often the hidden cause of dullness in your razor. The entire instrument is a handsome article. One of our customers writes that he would not be without them for their weight in gold; you will find this razor will increase your patronage, it will save time and give entire satisfaction. Every razor is carefully tested before shipment. These razors can only be obtained from us, as it is our invention and we are the sole dealers. Mailed to any address in the United States or Canada.

PRICE, \$2.50 EACH.

F. S. STANFIELD & CO.,

Reliable Barber Supply House,

OMAHA,

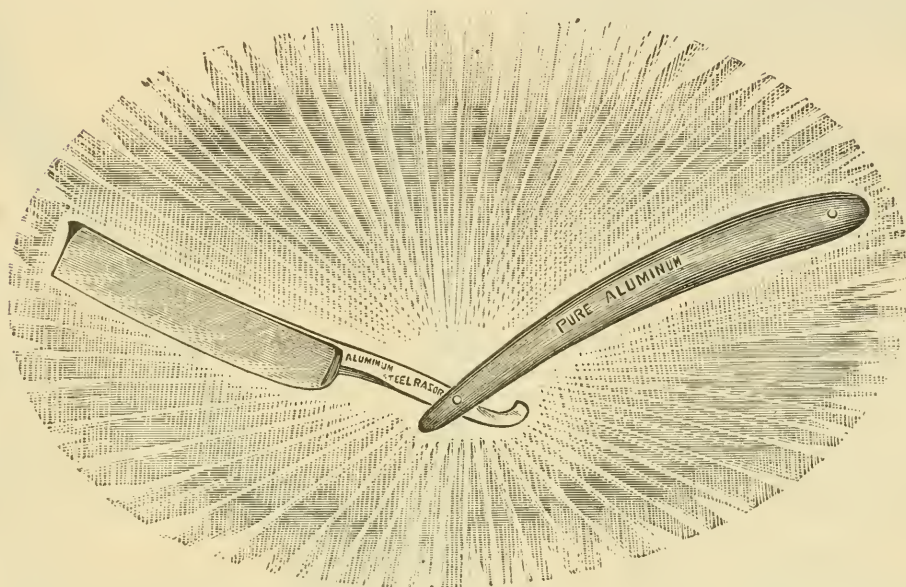
NEB.



# THE ALUMINUM STEEL RAZOR.

With Pure Aluminum Handle. F. S. Stanfield & Co.'s New Razor.

A Wonderful Scientific Discovery.



The Perfection of Mechanical Skill.

## A Razor

That is Simply Perfect.

That is Kept Sharp by One-third Less Honing.

That is Not Affected by the Atmosphere.

That is Far Superior to Ordinary Steel.

That is Tempered at a Lesser Degree of Heat.

No Barber Should be Without One. No More Trouble with "Tired" Razors. By Mail to any Address, price \$2.50.

## A Handle

That Cannot Break or Warp.

That Your Blade Will Not Strike.

That Has the Appearance of Solid Silver.

That Balances Perfectly.

That Will Not Corrode.

That Will Not Tarnish.

That is as Light as Wood.

F. S. Stanfield & Co., Sole Dealers,

1518 DODGE STREET, OMAHA, NEB.

PRIEST PATENT.

# Perfection CLIPPER.

50 Per Cent Lighter than  
Any Other Design.  
Weight only

4 OUNCES.

Simplest in Construction.

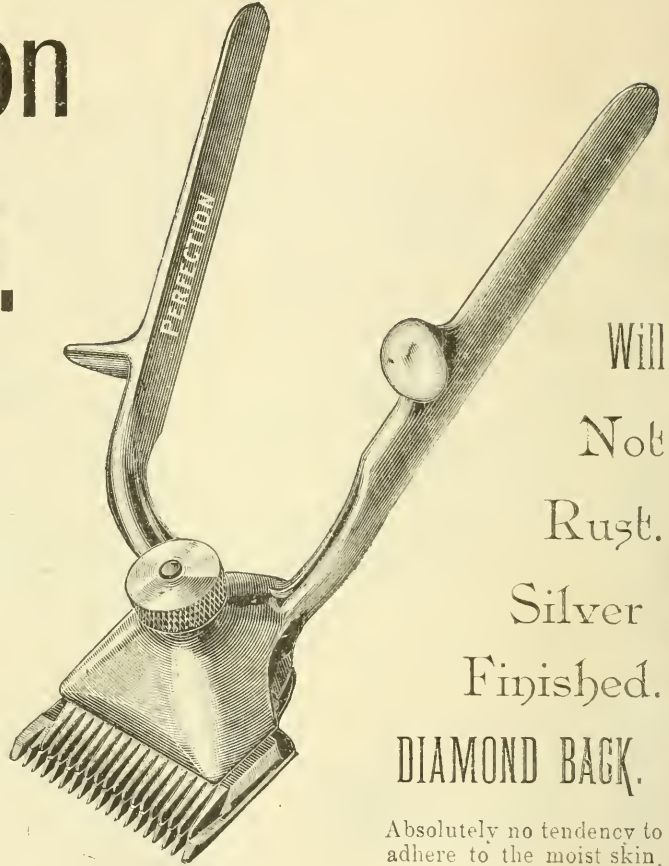
Neatest in Design.

Lightest in Weight.

Easiest Working.

Keenest Cutting.

Finest Finished.



Will  
Not  
Rust.

Silver  
Finished.

DIAMOND BACK.

Absolutely no tendency to  
adhere to the moist skin.

## Most Durable Clippers in the World.

UNEQUALLED, UNAPPROACHED.

No effort is required to keep these Clippers in perfect order. No wrench nor screw driver required, only a thumb nut to be removed to take them apart which is done in three to five seconds. The spring is removed and replaced in the same time and is practically indestructible, very elastic and adjustable. These Clippers cannot be praised too highly hence we take pleasure in recommending them. Price of Nos. 0 and 1, \$3 00.

SMITH BROS., Sole Agents, Boston, Mass.

P. S. They will have our latest style attachable combs. Cutting two additional thicknesses. Price, 50 cents each.

# W. F. DALY & CO.,

Barbers' Supplies, UTICA, N. Y.

---

## “HONEST ABE.”

Where can you find a better name. Various incidents in the life of the great liberator, Abraham Lincoln, have shown him to have a keen wit, a heart as true as steel, and a temper when aroused that surprised the natives. There is a similarity between our “Honest Abe” Razor, and its illustrious namesake, like his wit, our razor is very keen, like his heart, our razor’s edge is true as true can be, like “Abe” when mad, our razor’s temper is second to none. It only needs one trial to convince a man that the “Honest Abe” is the only razor to use.

### *Our Cordovan Razor Strop*

Is made of the best selected leather and finished on a sand wheel leaving an irregular face. When the blade is passed over the strop the ridges sharpen the edges of the microscopical teeth to a high degree and the smooth parts of the strop equalize these edges so as to render the cutting edge of the blade extremely keen, and to give the edge a finish that cannot be obtained by means of a strop having an entire smooth face. The leather of this strop is Horse Hide, one side being sand wheeled which has the greatest cutting qualities on account of the leather being open, porous and elastic by nature, producing all desired effects without the aid of artificial means, such as emery, paste, etc., that gums up and makes a strop undesirable. The finishing side of the strop is of the finest, which contains all of the desirable smoothing qualities for the edge of a razor.

Each strop is fully warranted to give the best of satisfaction and any one not perfectly satisfied with his investment can return it.

---

# W. F. DALY & CO.,

Barbers' Supplies, UTICA, N. Y.



# The National Barber,

—AND—

# Druggists' Gazette



A LITTLE SHAVER.

Is valuable for the reading matter it contains, invaluable as an advertising medium and an all-around up-to-date journal. No barber nor druggist should be without it.

## Only \$1 a Year.

Sample copies sent on receipt of 10 cents in postage stamps. Publication Office,

## 920 Walnut Street,

PHILA.

PA.

NOTE 1.—“No business man who does not let the public know what he has for sale can expect to prosper.”—P. T. Barnum.

NOTE 2.—“THE NATIONAL BARBER AND DRUGGISTS' GAZETTE is credited with a higher circulation rating than any other paper devoted to barbers published in America, and no paper devoted to druggists is credited with a higher circulation. These facts emphasize the importance of this paper to an advertiser.”—American Newspaper Directory, 1895.





LIBRARY OF CONGRESS



0 001 231 398 6

1-  
e-  
ur-  
be

cents  
nce,

PA

he has for

credited with  
published in  
er circulation.  
r."—American